


HiMod® FlatSeal™ 10

A GOOD ALL ROUNDER



A range of gaskets to meet market needs

The HiMod® FlatSeal™ range consists of products that will satisfy the requirements of the majority of gasket applications within aerospace, chemical and processing industries. It offers compliance with virtually all relevant standards including FDA and those for blowout and fugitive emissions.

HiMod® FlatSeal™ 10

Suitable for a broad variety of standard applications, this gasket is ideal for use in average temperatures and pressures.

Applications

- Gas and water supply (sanitary engineering)
- Pipeline construction
- Plant construction and maintenance
- Machine manufacturing

Features and benefits

- Good media resistance and stress relaxation
- Ideal for use in average temperatures and pressures
- Leakage less than limits specified in DIN 3535-6
- Anti-stick coating on one side
- Approvals: DVGW, KTW, VP-401, W270, WRAS, EC 1935/2004, BS7531 (Y)

Good for people and the environment

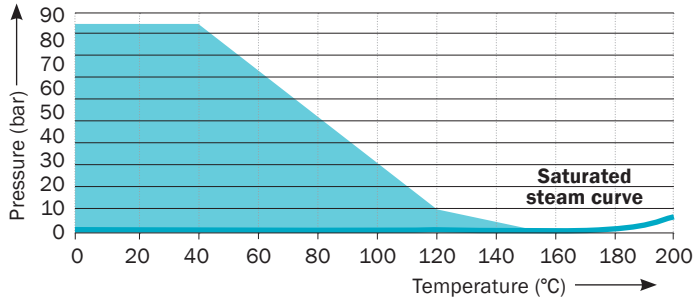
HiMod® FlatSeal™ 10 is manufactured in facilities that comply with ISO/TS 16949 and ISO 14001. This means complete transparency in all areas of production and a high degree of security for our customers.

TECHNICAL INFORMATION ABOUT HIMOD® FLATSEAL™ 10

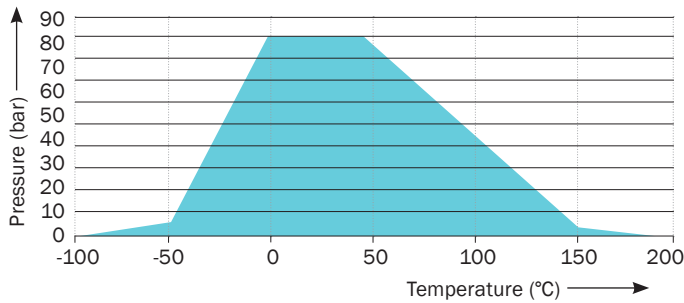
Recommendations for use

according to pressure and temperature

Water/steam



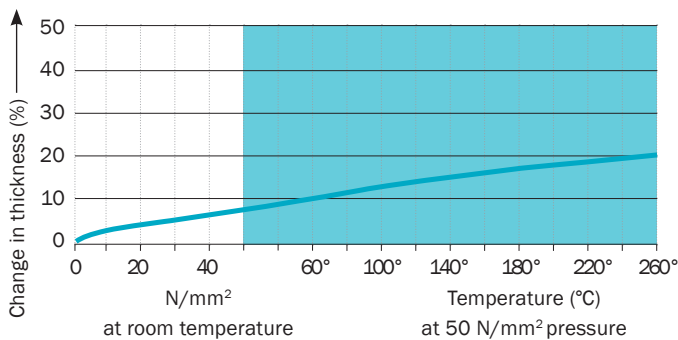
Other Media



The temperature and pressure recommendations in the graphs apply to gaskets with a thickness of 2.0 mm and smooth flanges. Higher stresses are possible when thinner gaskets are used.

Example for the most commonly used other media. Exact data for specific, individual cases is available on demand.

Deformation under temperature 2.0 mm



Material data

General data	
Elements	Aramide fibers, functional fillers and NBR (Nitrile Butadiene Rubber)
Approvals	DVGW, KTW, VP-401, W270, WRAS, EC 1935/2004, BS7531 (Y)
Color	Orange
Anti-stick coating	On one side
Thickness in mm	0.5/ 1.0/ 1.5/ 2.0/ 3.0 Further thicknesses are available on request
Thickness tolerance	According to DIN 28 091-1

Physical properties	Standard	Unity	Value*
Gasket thickness 2.0 mm			
Density	DIN 28 090-2	[g/cm ³]	1.75
Tensile strength	DIN 52 910	longitudinal	[N/mm ²]
		transverse	[N/mm ²]
Residual stress $\sigma_{dE/16}$	DIN 52 913	175 °C	[N/mm ²]
		300 °C	[N/mm ²]
Compressibility	ASTM F 36 J	[%]	8
Recovery	ASTM F 36 J	[%]	60
Cold compressibility ϵ_{KSW}	DIN 28 090-2	[%]	8
Cold recovery ϵ_{KRW}	DIN 28 090-2	[%]	3
Hot creep $\epsilon_{WSW/200}$	DIN 28 090-2	[%]	22
Hot recovery $\epsilon_{WRW/200}$	DIN 28 090-2	[%]	2
Recovery R	DIN 28 090-2	[mm]	0.040
Specific leakage rate	DIN 3535-6	[mg/(s·m)]	≤ 0.100
Specific leakage rate $\lambda_{2,0}$	DIN 28 090-2	[mg/(s·m)]	0.100
Fluid resistance	ASTM F146		
ASTM IRM 903	5h/150 °C	Weight change	[%]
		Thickness increase	[%]
ASTM Fuel B	5h/23 °C	Weight change	[%]
		Thickness increase	[%]
Leachable Chloride content	FZT PV-001-1330	[ppm]	≤ 150

* Mode (typical value)

© 2016 Trelleborg Group. At time of publication the information contained in this literature is believed to be correct and accurate.

99GBDCBROE1210-10